
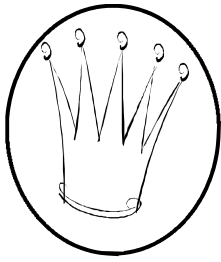

Redeemer Lutheran School



2011-2012



Redeemer Lutheran School

Enrollment Requirements and Information 2011-2012

Enrollment Requirements:

- *Preschool.....3 by September 1st of the year to be enrolled*
Pre-Kindergarten.....4 by September 1st of the year to be enrolled,
Kindergarten.....5 by September 1st of the year to be enrolled
First Grade.....6 by September 1st of the year to be enrolled
- *An entrance exam and/or interview is required for all students. After registration an appointment will be made with the teacher to perform the interview or exam.*
- *A copy of birth certificate and social security card for each student must be turned in at the time of registration.*
- *A copy of immunization record and a well child check up statements for each child must be turned in on or before the first day of attendance.*
- *A copy of the last report card and standardized testing for students entering 1st—5th grades must be turned in at the time of the entrance exam.*
- *A copy of any test performed for a learning or developmental disability must be turned in at the time of registration.*
- *Preschool students must be potty trained, pull ups are not allowed.*

Hours of Operation:

Preschool.....Monday, Wednesday, Friday from 8:30 - 12:30

Pre-Kindergarten.....Monday through Friday from 8:30 - 12:30

Kindergarten - 5th Grade.....Monday through Friday from 8:30 - 3:30

Stay & Grow.....Monday through Friday from 12:30 - 3:30 and Tuesday & Thursday 8:30 - 12:30 - Preschool only


Extended Day Care.....Monday through Friday from 7:00—8:30 & 3:30-6:00

Registration/Book Fees:

The registration/book fees may be paid in two installments. 50% must be paid at the time of registration and the remaining 50% must be paid by the last day of June. The book fee is non refundable. The registration fee is non refundable, unless the applicant is not accepted based on results of testing or interview. If the student is not accepted the registration fee will be refunded, less a \$50 testing fee.

Admission Policy:

Redeemer Lutheran School admits students of any race, color, or national or ethnic origin to all the rights, privileges, programs, and activities generally accorded or made available to students at the school. It does not discriminate on the basis of race, color, or national or ethnic origin in administration of its educational policies, admissions policies, scholarship program, and athletic and other school-administered programs.



Redeemer Lutheran School

Early Childhood Fee Schedule 2011-2012

Registration & Book Fees Per Student:

Preschool	\$200 Registration		\$200 Total Registration/Book Fees
Pre-Kindergarten	\$225 Registration	\$75.00 Book Fee	\$300 Total Registration/ Book Fees
*Stay & Grow	\$25 Registration		\$25 Total Stay & Grow/Extended Care
Extended Day Care	\$25 Registration		\$25.00 Total Registration Extended Care

*The Stay & Grow registration fees also cover Extended Care registration fee for students on the bundle plan

Early Childhood Annual Tuition:

New Students:	<i>1st Child</i>	<i>2nd Child</i>
Preschool	\$2,100	\$2,100
Pre-Kindergarten	\$3,140	\$3,000
Returning Student:	<i>1st Child</i>	<i>2nd Child</i>
Preschool	\$2,100	\$2,100
Pre-Kindergarten	\$2,990	\$2,835
LCMS/WELS Member:	<i>1st Child</i>	<i>2nd Child</i>
Preschool	\$2,100	\$2,100
Pre-Kindergarten	\$2,242	\$2,135

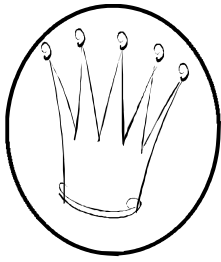
Stay & Grow Rates:

	<i>Monthly Rate</i>	<i>Daily 1/2 Day</i>	<i>Daily Full Day</i>
Preschool	\$200	\$12.00	\$24.00
Pre-Kindergarten	\$150	\$12.00	N/A

Extended Day Care Rates:

	<i>*Monthly Bundle Plan</i>	<i>Hourly Rate</i>	<i>Daily Holiday</i>
Preschool	\$350.00	\$6.00	\$35.00
Pre-Kindergarten	\$285.00	\$6.00	\$35.00

*Includes Stay & Grow and Extended Care in one monthly payment.



Redeemer Lutheran School

Elementary School Fee Schedule 2011-2012

Registration & Book Fees Per Student:

<i>Kindergarten</i>	<i>\$250 Registration</i>	<i>\$75.00 Book Fee</i>	<i>\$325 Total Registration/Book Fees</i>
<i>First—Fifth Grades</i>	<i>\$250 Registration</i>	<i>\$50.00 Book Fee</i>	<i>\$300 Total Registration/ Book Fees</i>
<i>*Extended Day Care</i>	<i>\$25.00 Registration</i>		<i>\$25.00 Total Registration Extended Care</i>

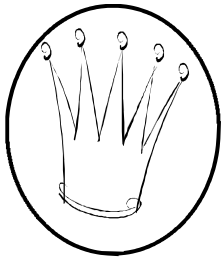
**This fee is due for any student who attends the Extended Day Care Program and if not paid at the time of registration it will be billed the first day of attendance.*

Elementary School Annual Tuition:

<i>New Student:</i>	<i>1st Child</i>	<i>2nd Child</i>
<i>Kindergarten—5th Grade</i>	<i>\$4,530</i>	<i>\$4,310</i>
<i>Returning Student:</i>	<i>1st Child</i>	<i>2nd Child</i>
<i>Kindergarten—5th Grade</i>	<i>\$4,310</i>	<i>\$4,090</i>
<i>LCMS/WELS Member:</i>	<i>1st Child</i>	<i>2nd Child</i>
<i>Kindergarten—5th Grade</i>	<i>\$3,167</i>	<i>\$3,010</i>

Extended Day Care Rates:

	<i>Monthly Rate</i>	<i>Hourly Rate</i>	<i>Daily Holiday</i>
<i>Kindergarten—5th Grade</i>	<i>\$200</i>	<i>\$6.00</i>	<i>\$35.00</i>



Redeemer Lutheran School

Contract for Admission of Students 2011-2012

I/ We, the undersigned acknowledge that we are the legal guardians for the students applying for admission to Redeemer Lutheran School for the 2011-2012 school year. In consideration for such admission, we agree to the conditions governing admission and attendance at Redeemer Lutheran School.

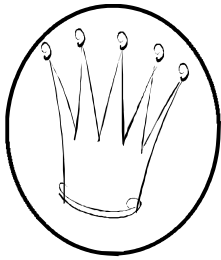
- We agree to pay all of the registration, book, tuition, stay & grow and extended day care fees as published in the fee schedule and according to the following policy:

Registration/book fees must be paid in full at the time of registration or may be paid in two equal installments. 50% must be paid at the time of registration and the remaining 50% must be paid by the last day in June. This fee is not refundable under any circumstances, except if the applicant is not accepted based on the results of the exam and/or interview. Tuition for all students is payable in full on or before the first day of school or in ten (10), or twelve (12) monthly installments. Each installment is due on or before the first of each month, with the last installment due on May 1, 2012. Tuition and fees not received by the 8th of the month will be assessed a \$10.00 late charge. A \$25.00 fee is also assessed for each check not honored by the bank NSF. Stay & Grow and Day Care payments are due on the 15th of the month. Stay & Grow or Day Care payments not received by the 18th of the month will be assessed a \$10.00 late charge. A \$25.00 fee is also assessed for each check not honored by the bank NSF.

- Staff and other financial obligations of the school are based on enrollment numbers. Therefore, **early withdrawal of a student, even before the start of school year, will incur a fee of \$500**. This penalty is enforceable from the time the registration or a part of the registration fee is paid. Under extenuating circumstances, modification of the fee amount may be considered by the Board of Christian Day School.
- In the event we fail to make such tuition and fee payments as agreed, we acknowledge that the school will enforce any or all of the following penalties:

The school may suspend the right of the students named herein to receive the report card pending payment of delinquent fees. The school may permanently terminate the attendance of any student when payment of fees is in arrears by 15 days and has not been received by the school within five (5) school days after the mailing of a request for payment to the parent or guardian at the address given in this contract. The school may deny registration at re-enrollment time. The school may deny readmission for the following school year. The School may turn past due accounts over to collection and report any outstanding debits to a credit reporting agency.

- We agree to pay lunch, drink and other fees as they apply.
- We agree to pay for school property, damaged or lost by our child(ren). This includes but is not be limited to, damage of grounds, buildings, fixtures, or damage or loss of books and supplies.
- We sincerely pledge our loyalty to the aims and ideals of the school and will bring all questions and criticisms to the attention of the Principal so that they may be promptly considered. We will not be publicly critical of any school policy.
- We acknowledge that, if for any reason our child does not respond favorably to the school, we will not try to change the school to fit his/her needs, but will withdraw him/her quietly and without delay (six weeks are adequate for most pupils), after consultation with the Teacher and the Principal and upon their recommendation.
- We agree that no information relevant to our child's application has been withheld.
- We agree to submit the required forms including birth certificate, social security card, immunization form and a well child check up statements on or before the first day of school. Failure to comply will result in denial of admission to the classroom until the completed forms are received in the school office.
- We authorize emergency medical care (as listed on the emergency form) in the event of serious illness or accident.



Redeemer Lutheran School

Contract for Admission of Students 2011-2012

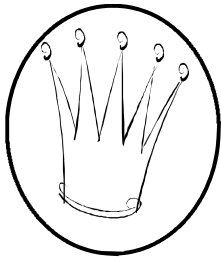
- We hereby invest the authority in the school to discipline our child(ren) as detailed in the school handbook. We further agree that we will establish and enforce acceptable standards of behavior for our child(ren) in the home. We understand that all new students are accepted on academic and behavioral probation for a period of one year. Continued enrollment shall be contingent upon acceptable pupil conduct at school.*
- We agree to commit a minimum of 20 volunteer hours per school year. Furthermore, we agree to pay \$10 per hour for every hour of volunteer service not completed by the last day of the school year.*
- We agree to bring our child to church on Sunday twice a year, once in the fall and once in the spring, to participate in worship services. Furthermore, we agree to remain for the entire service and understand that a grade will be given for our child's participation.*
- We agree to be faithfully active at Redeemer Lutheran Church or at another LCMS or WELS church to receive member discounted tuition. This means attending church a minimum of 12 times a year and being a member in good standing. We also agree to provide the school a letter annually from our church confirming our attendance and standing.*

SUMMARY: *We agree to pay the required tuition, fees, and charges scheduled herein on or before the due date and to abide by the terms and conditions of the Contract for Admission of Students.*

SIGNED (Parent/Guardian) _____ Date _____

SIGNED (Parent/Guardian) _____ Date _____

SIGNED _____ Date _____
Principal Redeemer Lutheran School



Redeemer Lutheran School

Enrollment Application 2011-2012

STUDENT INFORMATION

Student 1

Last Name: _____ First Name: _____ MI: _____

Date of Birth: _____ Gender: _____ Social Security #: _____ Grade: _____

Student 2

Last Name: _____ First Name: _____ MI: _____

Date of Birth: _____ Gender: _____ Social Security #: _____ Grade: _____

Student 3

Last Name: _____ First Name: _____ MI: _____

Date of Birth: _____ Gender: _____ Social Security #: _____ Grade: _____

Address Where Child(ren) Lives: _____

Child(ren) Live With: Circle: Both Parents / Father Only / Mother Only / Joint Custody / Legal Guardian / Grandparents

Church Affiliation: _____ Church Home: _____ Baptized: _____

Photo Consent: Circle: Yes / No for photos to be used in the yearbook, for promotional material and school website

Has your child ever skipped a grade: _____ Has your child ever repeated a grade: _____

Has your child ever been suspended or expelled from school for any reason: _____

Field Trip Permission: Circle: Yes / No for child(ren) to participate in and be transported by car or bus to field trips as published in advance in the ROYAL CHRONICLE.

Signature: _____ Date: _____

PARENT/GUARDIAN INFORMATION

Parent/Guardian 1 Relationship to Student: _____

Last Name: _____ First Name: _____ MI: _____

Work Phone: _____ Cell Phone: _____ Home Phone: _____

Email: _____ Employer: _____

Address: _____

Parent/Guardian 2 Relationship to Student: _____

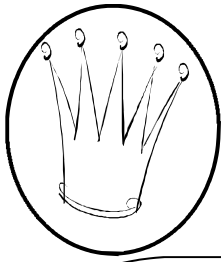
Last Name: _____ First Name: _____ MI: _____

Work Phone: _____ Cell Phone: _____ Home Phone: _____

Email: _____ Employer: _____

Address: _____

How did you hear about Redeemer? Please list names if applicable: _____



Redeemer Lutheran School

Emergency Form 2011-2012

List any health issues that your child(ren) may have such as; allergies, speech, hearing vision, asthma, physical handicap, learning disabilities, developmental disabilities or other medical conditions.

Student 1: Name: _____ Grade: _____

Health Issues: _____

Is student of medication: Yes / No describe: _____

Has this student ever been tested for learning and/or developmental disability: _____ Yes /No

Describe: _____

Student 2: Name: _____ Grade: _____

Health Issues: _____

Is student of medication: Yes / No describe: _____

Has this student ever been tested for learning and/or developmental disability: _____ Yes /No

Describe: _____

Student 3: Name: _____ Grade: _____

Health Issues: _____

Is student of medication: Yes / No describe: _____

Has this student ever been tested for learning and/or developmental disability: _____ Yes /No

Describe: _____

I give permission for the school/day care to transport and secure any and all necessary emergency medical care for my child(ren). If I cannot be reached to make arrangements for emergency medical care I authorize the school to contact my emergency contact and take my child(ren) to:

Name of Doctor: _____ Phone Number: _____

Address of Doctor: _____

Name of Hospital: _____ Phone Number: _____

Address of Hospital: _____

Name of Emergency Contact: _____ Phone Number: _____

Address of Emergency Contact: _____

I give permission to the school/day care to allow my child(ren) to leave with **ONLY** the follow persons after verification of ID. Any changes to this list must be submitted in writing. Please include the name and a daytime phone number for each person.

Name: _____ Phone: _____

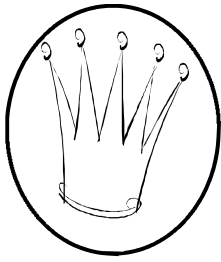
Name: _____ Phone: _____

Name: _____ Phone: _____

Name: _____ Phone: _____

Name: _____ Phone: _____

Signature: _____ Date: _____



Redeemer Lutheran School

Financial Responsibility 2011-2012

Person Responsible for Payment: Relationship to Student: _____

Student's Name: _____

Last Name: _____ First Name: _____ MI: _____

Date of Birth: _____ Social Security #: _____ Drivers Licenses #: _____

Work Phone: _____ Cell Phone: _____ Home Phone: _____

Address: _____

Email: _____ Employer: _____

Payment Selection:

Registration & Book Fee: Circle: Full Payment 50% - 50% Payment

Tuition: Circle: Full Payment (due by 1st day of school) 12 Month (beginning in June) 10 Month (beginning in August)

Stay & Grow: Bundle Rate Monthly (Stay & Grow Only) Daily No Stay & Grow Needed

Day Care: Circle: Monthly Hourly No Day Care Needed

I, the undersigned assume financial responsibility for the students listed above. I agree to abide by the following terms:

Registration/book fees must be paid in full at the time of registration or may be paid in two equal installments. 50% must be paid at the time of Registration and the remaining 50% must be paid by the last day in June. This fee is not refundable under any circumstances, except if the applicant is not accepted based on the results of the exam and/or interview. If the student is not accepted the registration fee will be refunded, less a \$50 testing fee.

Tuition is payable in full or ten (10), or twelve (12) monthly installments. Each installment is due on or before the first of each month, with the last installment due on May 1, 2012. Tuition not received by the 8th of the month will be assessed a \$10.00 late charge Stay & Grow and Day Care payments are due on the 15th of the month. Stay & Grow and Day Care payments not received by the 18th of the month will be assessed a \$10.00 late charge A \$25.00 fee is also assessed for each check not honored by the bank NSF.

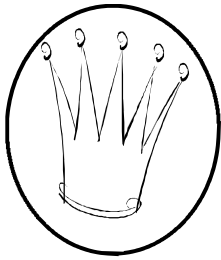
Early withdrawal of a student, even before the start of school year, will incur a fee equivalent to \$500. This penalty is enforceable from the time the registration or a part of the registration fee is paid. Under extenuating circumstances, modification of the fee amount may be considered by the Board of Christian Day School.

The school may suspend the right of the students named herein to receive the report card pending payment of delinquent fees. The school may permanently terminate the attendance of any student when payment of fees is in arrears by 15 days and has not been received by the school within five (5) school days after the mailing of a request for payment to the parent or guardian at the address given in this contract. The school may deny registration at re-enrollment time. The school may deny readmission for the following school year. The school may turn past due accounts over to collection and report any outstanding debts to a credit reporting agency.

FOR OFFICE USE ONLY- DO NOT FILL OUT:

School Registration/Book Fee: _____ Stay & Grow Registration: _____ Day Care Registration: _____

Rate: _____ Annual Tuition: _____ Payment Plan: _____



Redeemer Lutheran School

Stay & Grow and Extended Day Care Enrollment Form 2011-2012

Student Information:

Student 1 Name: _____ Grade: _____

Student 2 Name: _____ Grade: _____

Student 3 Name: _____ Grade: _____

Stay & Grow:

Stay & Grow is an afternoon enrichment class for Early Childhood students who are enrolled in school. Stay & Grow will meet Monday through Friday from 12:30 - 3:30 and from 8:30 - 12:30 on Tuesday and Thursday mornings for preschool students. The Stay & Grow program will operate only when school is in session. There will be no reduction in monthly fees for school holidays. Students not picked up by 3:30 will be sent to day care where you will be billed the hourly rate. There are 3 payment options available for this program. You may choose to participate on a part time basis by choosing the daily rate. You may choose Stay & Grow everyday on the monthly rate that does not include any Extended Care or you may choose the bundle rate that includes both monthly Stay & Grow and full time Extended Care.

Circle one : Daily Rate Monthly (Stay & Grow Only) Bundle Rate (Both)

Attendance: My child(ren) will normally be in Stay & Grow on the following days:

Monday _____ Tuesday _____ Wednesday _____ Thursday _____ Friday _____

Extended Care:

Extended Day Care is open from 7:00 a.m. to 8:30 a.m. and 3:30 p.m.-6:00 p.m. on all school days. Extended Day Care will remain open on non-school days and holidays if more than 10 students sign up to attend. Early Childhood students that select the bundle rate will not incur any extra charges on non-school days and holidays. There will be no reduction in fees if the center is closed on non-school days and holidays. Students dropped off before 7:00 a.m. and picked up after 6:00 p.m. will be charged \$1.00 per minute per student. You are allowed to switch payment plans one time during the school year if your employment changes.

Circle one : Hourly Rate Monthly Rate

Attendance: My child(ren) will normally be in Extended Care the following days and times:

Monday _____ Tuesday _____ Wednesday _____ Thursday _____ Friday _____

Before School Care: _____ Afterschool Care: _____ Both: _____

Parent/Guardian: _____ Date: _____

Redeemer Lutheran School Immunization Record

Student Name: _____ Date of Birth: _____

VACCINES	DATE	DATE	DATE	DATE	DATE
Hepatitis B					
DTP					
DTaP					
DT					
Tdap					
Td					
Influenza					
Hib					
OPV, IPV*					*circle one
PCV7					
PPV23					
Rotavirus					
MMR					
Measles				Record hearing and vision on reverse.	
Hepatitis A					
Chickenpox					
MCV4					
MPSV4					
TB Test	Date:		Result:		

Date: _____ Staff Signature: _____

This is to verify the person for whom this card was issued had:

Varicella (chickenpox) illness on or about _____ and does not need the vaccine.

Date: _____ Parent/Physician's Signature: _____

HEARING @ 25 dB			DATE:	SIGNATURE:	
Hz	1000	2000	4000	<input type="checkbox"/> Pass <input type="checkbox"/> Fail	
R					
L					
VISION			DATE:	SIGNATURE:	
R20/ _____	L20/ _____	Pass _____	Fail _____		

The above patient has been examined by me and found to free from contagious disease and is able to participate in school activities.

Physician's Signature: _____ Date: _____