


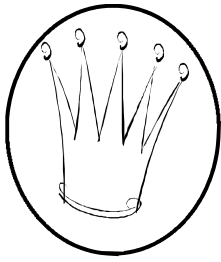
---

*Redeemer Lutheran School*

---



*2010-2011*



# *Redeemer Lutheran School*

## Enrollment Requirements and Information 2010-2011

### **Enrollment Requirements:**

- *Preschool-3.....3 by September 1st of the year to be enrolled*  
*Preschool-4.....4 by September 1st of the year to be enrolled,*  
*Kindergarten.....5 by September 1st of the year to be enrolled*  
*First Grade.....6 by September 1st of the year to be enrolled*
- *An entrance exam and/or interview is required for all students. After registration an appointment will be made with the teacher to perform the interview or exam.*
- *A copy of birth certificate and social security card for each students must be turned in at the time of registration.*
- *A copy of immunization record and a well child check up statements for each child must be turned in on or before the first day of attendance.*
- *A copy of the last report card and standardized testing for students entering 1st—5th grades must be turned in at the time of the entrance exam.*
- *A copy of any test performed for a learning or developmental disability must be turned in at the time of registration.*
- *Preschool students must be potty trained, pull ups are not allowed.*

### **Hours of Operation:**

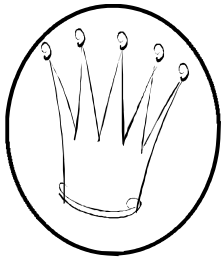
*Preschool-3.....Monday, Wednesday, Friday from 8:30 - 11:30*  
*Preschool-4.....Monday through Friday from 8:30 - 11:30*  
*Kindergarten - 5th Grade.....Monday through Friday from 8:30 - 3:30*  
*Extended Day Care.....Monday through Friday from 7:00 –6:00*

### **Registration/Book Fees:**

*The registration/book fees may be paid in two installments. 50% must be paid at the time of registration and the remaining 50% must be paid by the last day of July. The book fee is non refundable. The registration fee is non refundable, unless the applicant is not accepted based on results of testing or interview. If the student is not accepted the registration fee will be refunded, less a \$50 testing fee.*

### **Admission Policy:**

*Redeemer Lutheran School admits students of any race, color, or national or ethnic origin to all the rights, privileges, programs, and activities generally accorded or made available to students at the school. It does not discriminate on the basis of race, color, or national or ethnic origin in administration of its educational policies, admissions policies, scholarship program, and athletic and other school-administered programs.*



# Redeemer Lutheran School

## Fee Schedule 2010-2011

### Registration & Book Fees Per Student:

Preschool 3:	\$200 Registration		\$200 Total Registration/Book Fees
Preschool 4	\$225 Registration	\$75.00 Book Fee	\$300 Total Registration/Book Fees
Kindergarten	\$250 Registration	\$75.00 Book Fee	\$325 Total Registration/Book Fees
First—Fifth Grades	\$250 Registration	\$50.00 Book Fee	\$300 Total Registration/ Book Fees
*Extended Day Care	\$25.00 Registration		\$25.00 Total Registration Extended Care

\*This fee is due for any student who attends the Extended Day Care Program and if not paid at the time of registration it will be billed the first day of attendance.

### New Student Annual Tuition:

Grade	1st Child	2nd Child
Preschool 3	\$2,000	\$2,000
Preschool 4	\$2,990	\$2,845
Kindergarten—5th Grade	\$4,440	\$4,225

### Returning Student Annual Tuition:

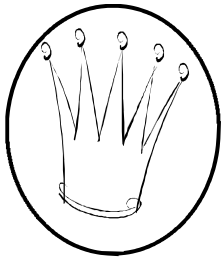
Grade	1st Child	2nd Child
Preschool 3	\$2,000	\$2,000
Preschool 4	\$2,845	\$2,700
Kindergarten—5th Grade	\$4,225	\$4,010

### LCMS/WELS Member Annual Tuition:

Grade	1st Child	2nd Child
Preschool 3	\$2,000	\$2,000
Preschool 4	\$2,135	\$2,030
Kindergarten—5th Grade	\$3,105	\$2,950

### Extended Day Care Rates:

	Monthly Rate	Hourly Rate	Daily Holiday	2010 Summer
Preschool 3	\$350	\$6.00	\$35.00	\$100.00 weekly
Preschool 4	\$285	\$6.00	\$35.00	\$100.00 weekly
Kindergarten—5th Grade	\$200	\$6.00	\$35.00	\$100.00 weekly



# Redeemer Lutheran School

## Contract for Admission of Students 2010-2011

I/ We, the undersigned acknowledge that we are the legal guardians for the students applying for admission to Redeemer Lutheran School for the 2010-2011 school year. In consideration for such admission, we agree to the conditions governing admission and attendance at Redeemer Lutheran School.

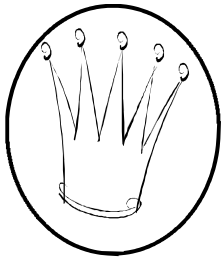
- We agree to pay all of the registration, book, tuition and extended day care fees as published in the fee schedule and according to the following policy:

Registration/book fees must be paid in full at the time of registration or may be paid in two equal installments. 50% must be paid at the time of registration and the remaining 50% must be paid by the last day in July. This fee is not refundable under any circumstances, except if the applicant is not accepted based on the results of the exam and/or interview. Tuition for all students is payable in full on or before the first day of school or in ten (10), or twelve (12) monthly installments. Each installment is due on or before the first of each month, with the last installment due on May 1, 2011. Tuition and fees not paid by the 8th of the month will be assessed a \$10.00 late charge. A \$25.00 fee is also assessed for each check not honored by the bank NSF. Day Care payments are due on the 15th of the month. Day Care payment not paid by the 18th of the month will be assessed a \$10.00 late charge. A \$25.00 fee is also assessed for each check not honored by the bank NSF.

- Staff and other financial obligations of the school are based on enrollment numbers. Therefore, **early withdrawal of a student, even before the start of school year, will incur a fee equivalent to 50% of the remaining tuition due**. This penalty is enforceable from the time the registration or a part of the registration fee is paid. Under extenuating circumstances, modification of the fee amount may be considered by the Board of Christian Day School.
- In the event we fail to make such tuition and fee payments as agreed, we acknowledge that the school will enforce any or all of the following penalties:

The school may suspend the right of the students named herein to receive the report card pending payment of delinquent fees. The school may, as its sole option, permanently terminate the attendance of any student when payment of fees is in arrears by 15 days and has not been received by the school within five (5) school days after the mailing of a request for payment to the parent or guardian at the address given in this contract. The school may deny registration at re-enrollment time. The school may deny readmission for the following school year. The School may turn past due accounts over to collection and report any outstanding debits to a credit reporting agency.

- We agree to pay lunch, drink and other fees as they apply.
- We agree to pay for school property, damaged or lost by our child(ren). This includes but is not be limited to, damage of grounds, buildings, fixtures, or damage or loss of books and supplies.
- We sincerely pledge our loyalty to the aims and ideals of the school and will bring all questions and criticisms to the attention of the Principal so that they may be promptly considered. We will not be publicly critical of any school policy.
- We acknowledge that, if for any reason our child does not respond favorably to the school, we will not try to change the school to fit his/her needs, but will withdraw him/her quietly and without delay (six weeks are adequate for most pupils), after consultation with the Teacher and the Principal and upon their recommendation.
- We agree that no information relevant to our child's application has been withheld.
- We agree to submit the required forms including birth certificate, social security card, immunization form and a well child check up statements on or before the first day of school. Failure to comply will result in denial of admission to the classroom until the completed forms are received in the school office.
- We authorize emergency medical care (as listed on the emergency form) in the event of serious illness or accident.



# *Redeemer Lutheran School*

## Contact for Admission of Students 2010-2011

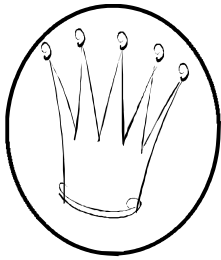
- We hereby invest the authority in the school to discipline our child(ren) as detailed in the school handbook. We further agree that we will establish and enforce acceptable standards of behavior for our child(ren) in the home. We understand that all new students are accepted on academic and behavioral probation for a period of one year. Continued enrollment shall be contingent upon acceptable pupil conduct at school.*
- We agree to commit a minimum of 20 volunteer hours per school year. Furthermore, we agree to pay \$10 per hour for every hour of volunteer service not completed by the last day of the school year.*
- We agree to bring our child to church on Sunday twice a year, once in the fall and once in the spring, to participate in worship services. Furthermore, we agree to remain for the entire service and understand that a grade will be given for our child's participation.*
- We agree to be faithfully active at Redeemer Lutheran Church or at another LCMS or WELS church to receive member discounted tuition. This means attending church a minimum of 12 times a year and being a member in good standing. We also agree to provide the school a letter annually from our church confirming our attendance and standing.*

**SUMMARY:** *We agree to pay the required tuition, fees, and charges scheduled herein on or before the due date and to abide by the terms and conditions of the Contract for Admission of Students.*

SIGNED (Parent/Guardian) \_\_\_\_\_ Date \_\_\_\_\_

SIGNED (Parent/Guardian) \_\_\_\_\_ Date \_\_\_\_\_

SIGNED \_\_\_\_\_ Date \_\_\_\_\_  
*Principal Redeemer Lutheran School*



# Redeemer Lutheran School

Enrollment Application 2010-2011

## STUDENT INFORMATION

### Student 1

Last Name: \_\_\_\_\_ First Name: \_\_\_\_\_ MI: \_\_\_\_\_

Date of Birth: \_\_\_\_\_ Gender: \_\_\_\_\_ Social Security #: \_\_\_\_\_ Grade: \_\_\_\_\_

### Student 2

Last Name: \_\_\_\_\_ First Name: \_\_\_\_\_ MI: \_\_\_\_\_

Date of Birth: \_\_\_\_\_ Gender: \_\_\_\_\_ Social Security #: \_\_\_\_\_ Grade: \_\_\_\_\_

### Student 3

Last Name: \_\_\_\_\_ First Name: \_\_\_\_\_ MI: \_\_\_\_\_

Date of Birth: \_\_\_\_\_ Gender: \_\_\_\_\_ Social Security #: \_\_\_\_\_ Grade: \_\_\_\_\_

Address Where Child(ren) Lives: \_\_\_\_\_

Child(ren) Live With: Circle: Both Parents / Father Only / Mother Only / Joint Custody / Legal Guardian / Grandparents

Church Affiliation: \_\_\_\_\_ Church Home: \_\_\_\_\_ Baptized: \_\_\_\_\_

Photo Consent: Circle: Yes / No for photos to be used in the yearbook, for promotional material and school website

Has your child ever skipped a grade: \_\_\_\_\_ Has your child ever repeated a grade: \_\_\_\_\_

Has your child every been suspended or expelled from school for any reason: \_\_\_\_\_

Field Trip Permission: Circle: Yes / No for child(ren) to participate in and be transported by car or bus to field trips as published in advance in the ROYAL CHRONICLE.

Signature: \_\_\_\_\_ Date: \_\_\_\_\_

## PARENT/GUARDIAN INFORMATION

Parent/Guardian 1 Relationship to Student: \_\_\_\_\_

Last Name: \_\_\_\_\_ First Name: \_\_\_\_\_ MI: \_\_\_\_\_

Work Phone: \_\_\_\_\_ Cell Phone: \_\_\_\_\_ Home Phone: \_\_\_\_\_

Email: \_\_\_\_\_ Employer: \_\_\_\_\_

Address: \_\_\_\_\_

Parent/Guardian 2 Relationship to Student: \_\_\_\_\_

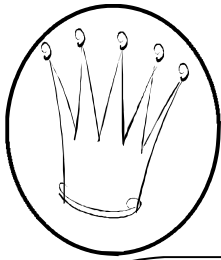
Last Name: \_\_\_\_\_ First Name: \_\_\_\_\_ MI: \_\_\_\_\_

Work Phone: \_\_\_\_\_ Cell Phone: \_\_\_\_\_ Home Phone: \_\_\_\_\_

Email: \_\_\_\_\_ Employer: \_\_\_\_\_

Address: \_\_\_\_\_

How did you hear about Redeemer? Please list names if applicable: \_\_\_\_\_



# Redeemer Lutheran School

## Emergency Form 2010-2011

List any health issues that your child(ren) may have such as; allergies, speech, hearing vision, asthma, physical handicap, learning disabilities, developmental disabilities or other medical conditions.

**Student 1:** Name: \_\_\_\_\_ Grade: \_\_\_\_\_

Health Issues: \_\_\_\_\_

Is student of medication: Yes / No describe: \_\_\_\_\_

Has this student ever been tested for learning and/or developmental disability: \_\_\_\_\_ Yes /No

Describe: \_\_\_\_\_

**Student 2:** Name: \_\_\_\_\_ Grade: \_\_\_\_\_

Health Issues: \_\_\_\_\_

Is student of medication: Yes / No describe: \_\_\_\_\_

Has this student ever been tested for learning and/or developmental disability: \_\_\_\_\_ Yes /No

Describe: \_\_\_\_\_

**Student 3:** Name: \_\_\_\_\_ Grade: \_\_\_\_\_

Health Issues: \_\_\_\_\_

Is student of medication: Yes / No describe: \_\_\_\_\_

Has this student ever been tested for learning and/or developmental disability: \_\_\_\_\_ Yes /No

Describe: \_\_\_\_\_

I give permission for the school/day care to transport and secure any and all necessary emergency medical care for my child(ren). If I cannot be reached to make arrangements for emergency medical care I authorize the school to contact my emergency contact and take my child(ren) to:

Name of Doctor: \_\_\_\_\_ Phone Number: \_\_\_\_\_

Address of Doctor: \_\_\_\_\_

Name of Hospital: \_\_\_\_\_ Phone Number: \_\_\_\_\_

Address of Hospital: \_\_\_\_\_

Name of Emergency Contact: \_\_\_\_\_ Phone Number: \_\_\_\_\_

Address of Emergency Contact: \_\_\_\_\_

I give permission to the school/day care to allow my child(ren) to leave with **ONLY** the follow persons after verification of ID. Any changes to this list must be submitted in writing. Please include the name and a daytime phone number for each person.

Name: \_\_\_\_\_ Phone: \_\_\_\_\_

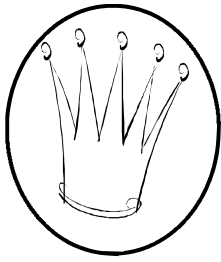
Name: \_\_\_\_\_ Phone: \_\_\_\_\_

Name: \_\_\_\_\_ Phone: \_\_\_\_\_

Name: \_\_\_\_\_ Phone: \_\_\_\_\_

Name: \_\_\_\_\_ Phone: \_\_\_\_\_

Signature: \_\_\_\_\_ Date: \_\_\_\_\_



# Redeemer Lutheran School

## Financial Responsibility 2010-2011

**Person Responsible for Payment:** \_\_\_\_\_ **Relationship to Student:** \_\_\_\_\_

Student's Name: \_\_\_\_\_

Last Name: \_\_\_\_\_ First Name: \_\_\_\_\_ MI: \_\_\_\_\_

Date of Birth: \_\_\_\_\_ Social Security #: \_\_\_\_\_ Drivers Licenses #: \_\_\_\_\_

Work Phone: \_\_\_\_\_ Cell Phone: \_\_\_\_\_ Home Phone: \_\_\_\_\_

Address: \_\_\_\_\_

Email: \_\_\_\_\_ Employer: \_\_\_\_\_

### Payment Selection:

Registration & Book Fee: Circle: Full Payment                      50% - 50% Payment

Tuition: Circle: Full Payment (due by 1st day of school)                      12 Month (beginning in June)                      10 Month (beginning in August)

Day Care: Circle: Monthly                      Hourly                      No Day Care Needed

I, the undersigned assume financial responsibility for the students listed above. I agree to abide by the following terms:

Registration/book fees must be paid in full at the time of registration or may be paid in two equal installments. 50% must be paid at the time of Registration and the remaining 50% must be paid by the last day in July. This fee is not refundable under any circumstances, except if the applicant is not accepted based on the results of the exam and/or interview.

Tuition is payable in full or ten (10), or twelve (12) monthly installments. Each installment is due on or before the first of each month, with the last installment due on May 1, 2011. Tuition not paid by the 8th of the month will be assessed a \$10.00 late charge. Day Care payments are due on the 15th of the month. Day Care not paid by the 18th of the month will be assessed a \$10.00 late charge. A \$25.00 fee is also assessed for each check not honored by the bank NSF.

Early withdrawal of a student, even before the start of school year, will incur a fee equivalent to 50% of the remaining tuition due. This penalty is enforceable from the time the registration or a part of the registration fee is paid. Under extenuating circumstances, modification of the fee amount may be considered by the Board of Christian Day School.

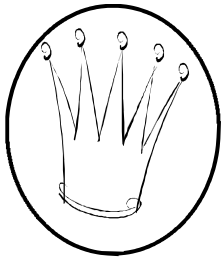
The school may suspend the right of the students named herein to receive the report card pending payment of delinquent fees. The school may, as its sole option, permanently terminate the attendance of any student when payment of fees is in arrears by 15 days and has not been received by the school within five (5) school days after the mailing of a request for payment to the parent or guardian at the address given in this contract. The school may deny registration at re-enrollment time. The school may deny readmission for the following school year. The School may turn past due accounts over to collection and report any outstanding debts to a credit reporting agency.

Signature: \_\_\_\_\_ Date: \_\_\_\_\_

### FOR OFFICE USE ONLY- DO NOT FILL OUT:

School Registration: \_\_\_\_\_ Day Care Registration: \_\_\_\_\_ Book Fee: \_\_\_\_\_

Rate: \_\_\_\_\_ Annual Tuition: \_\_\_\_\_ Payment Plan: \_\_\_\_\_



# Redeemer Lutheran School

## Extended Day Care Enrollment Form 2010-2011

### Student Information:

Student 1 Name: \_\_\_\_\_ Grade: \_\_\_\_\_

Student 2 Name: \_\_\_\_\_ Grade: \_\_\_\_\_

Student 3 Name: \_\_\_\_\_ Grade: \_\_\_\_\_

Circle:      *Full Time Care (Monthly Rate)*      *Part Time Care (Hourly Rate)*

### Attendance: My child(ren) will normally be in Extended Day Care on the following dates and times:

\_\_\_\_\_ *Mondays*      *From:* \_\_\_\_\_      *To:* \_\_\_\_\_

\_\_\_\_\_ *Tuesdays*      *From:* \_\_\_\_\_      *To:* \_\_\_\_\_

\_\_\_\_\_ *Wednesdays*      *From:* \_\_\_\_\_      *To:* \_\_\_\_\_

\_\_\_\_\_ *Thursdays*      *From:* \_\_\_\_\_      *To:* \_\_\_\_\_

\_\_\_\_\_ *Fridays*      *From:* \_\_\_\_\_      *To:* \_\_\_\_\_

*Extended Day Care is open from 7:00 a.m. to 6:00 p.m. on all school days. Extended Day Care will remain open on non-school days and holidays if more than 10 students sign up to attend. There will be no reduction in fees if the center is closed on non-school days and holidays. Students dropped off before 7:00 a.m. and picked up after 6:00 p.m. will be charged \$1.00 per minute per student. You are allowed to switch payment plans one time during the school year if your employment changes.*

Parent/Guardian: \_\_\_\_\_ Date: \_\_\_\_\_